



© 2010

ADDENDUM

Zarya and Zvezda Russian Modules Assembly Instructions

Correct









Photo on the right is a real NASA photo of Zvezda showing part of the Service Module Debris Panels. Notice how the Russian Flag is totally covered by the longest panel, while on the left the model shows how the flag is covered by the small panel, which is the incorrect configuration.



The SMDP layout (STS-116 mission kit) has already been updated and corrected.




Installing the REGUL antennas on ZVEZDA aft section



Installing panels and antennas on ZARYA aft section







Thank you!

www.axmpaperspacescalemodels.com