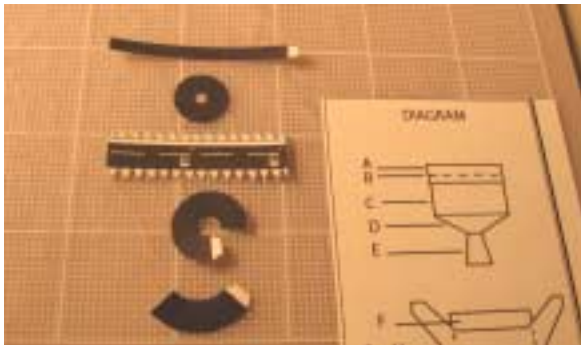




© 2007

## Assembly Instructions for STS-49 payload (Endeavour's Maiden Flight)












Parts and diagram to build the "Reboost Motor" for Intelsat.



Prototype model for the ASEM-MPESS.

**Steps to build the Reboost Motor Cradle:**






Location of the  
Capture Bar.








Details of the ASEM-MPESS and Cradle. Notice the position of the boxes on top of the MPESS.



Note that this mission carried the Remote Manipulator Arm and the KU-band antenna.



<http://www.axmpaperspacescalemodels.com>

Enjoy building this payload!